

BRITAIN'S ORCHESTRAS
ORCHESTRAS IN 2013 THE
S IN 2013 THE STATE OF
OF BRITAIN'S ORCHESTRAS
STATE OF BRITAIN'S ORCHESTRAS
IN'S ORCHESTRAS IN 2
ORCHESTRAS IN 2013
2013 THE STATE OF
BRITAIN'S ORCHESTRAS



SUMMARY

The survey found that, in 2012-13 British orchestras:

Held more than **10,000** performances for children and sessions for education, training or taking part – reaching more than **660,000** people.

Experienced a **fall in Arts Council / government funding of 4%** partly off-set by an increase in income from sponsorship, individual giving, trusts and foundations.

Played to 4.52m people in the UK in over 3,500 concerts and performances.

Toured to 35 countries, playing **411** overseas concerts.

Provided regular jobs for more than **2,000 musicians** and thousands more part-time employment opportunities.

More than doubled the number of video recordings for broadcast, streaming and download compared with 2009-10.

Survey details

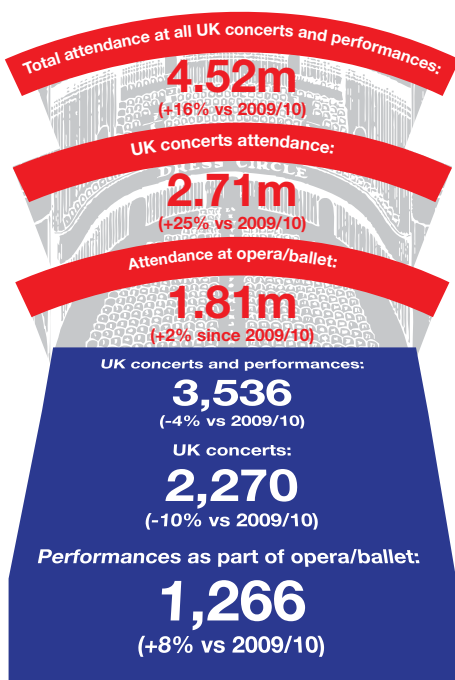
The Association of British Orchestras surveyed Britain's professional orchestras about their activities, audiences, income and staffing, between 22 August and 29 October 2013. Responses were received from 49 orchestras: 77% of those from whom responses were requested.

Respondents provided data for the season/financial year 2012-13 or the closest equivalent 12-month period.

Comparisons are made in this report with the 2011 'key facts' survey (covering 2009-10) for a core sample of up to 39 orchestras that completed the survey in both years.

LIVE PERFORMANCES

British orchestras play live to millions of people in the UK every year. The 2013 survey shows that, on average, orchestras play around 10 concerts or performances every day, to over 10,000 people. Despite the economic downturn, the numbers of people attending concerts and performances have increased since 2009-10.



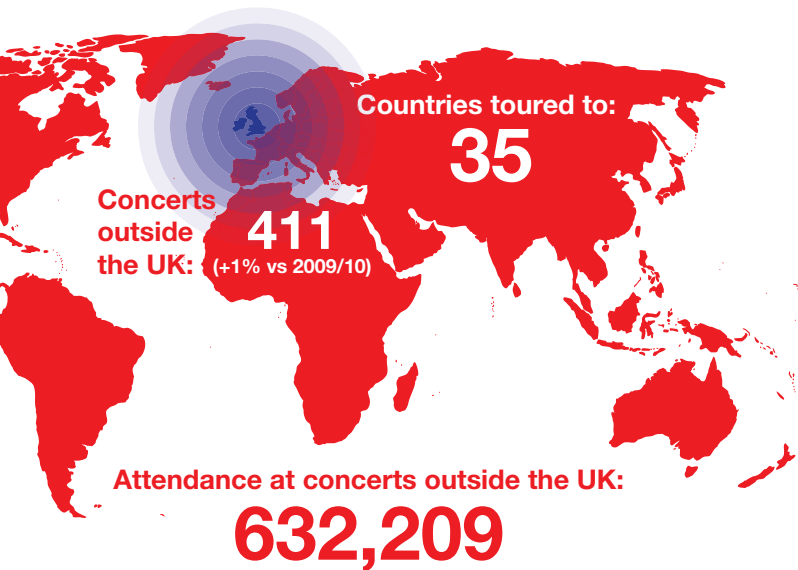
BRITISH ORCHESTRAS IN THE COMMUNITY

As well as formal performances, British orchestras regularly take their music to children, young people and other members of the community. Over the last year, they held more than 10,000 performances for children and young people and sessions for education, training or taking part, reaching more than 660,000 people.



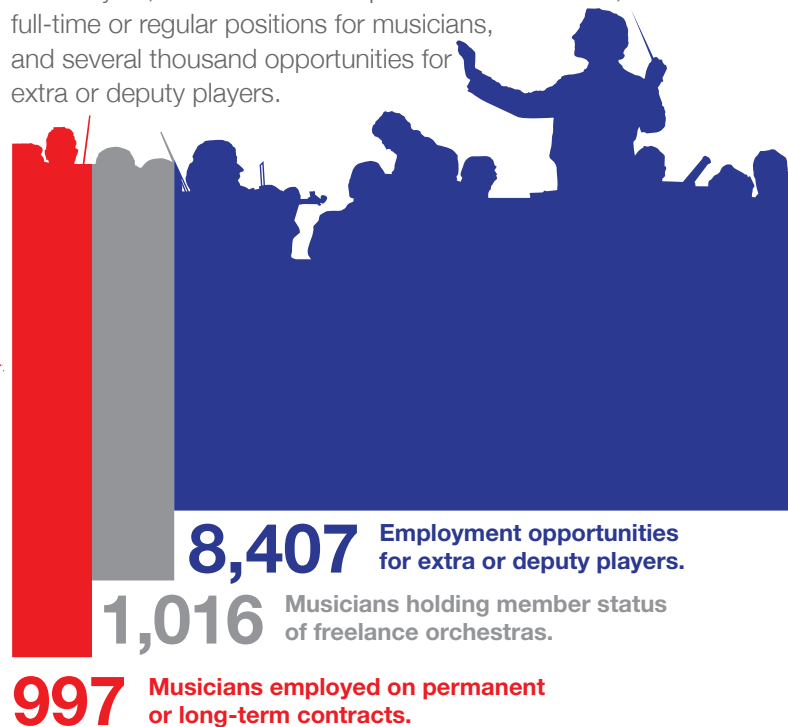
BRITISH ORCHESTRAS IN THE WORLD

British orchestras regularly perform to audiences around the world. In 2012-13, orchestras' tours took them to 35 countries, including China, Poland, Russia, South Korea and the USA. On tour, they played to well over half a million people.



CREATING JOBS

Orchestras continue to provide thousands of jobs: to musicians as well as to management staff and the wider industries that benefit from concerts and recordings. Over the last year, British orchestras provided more than 2,000 full-time or regular positions for musicians, and several thousand opportunities for extra or deputy players.

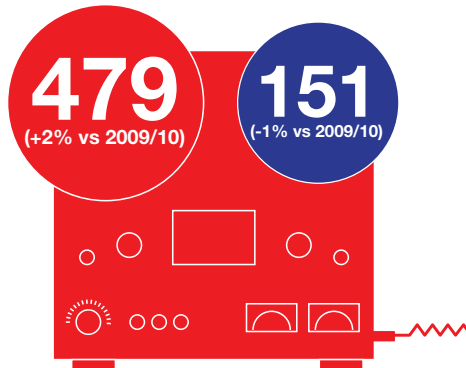


BEYOND THE CONCERT HALL

Orchestras are increasingly taking new opportunities to reach audiences, with video recordings for broadcast, streaming and download more than doubling since 2009-10. At the same time, orchestras are making consistent numbers of audio recordings for CD, radio and download.

Recordings for radio/free audio streaming or download:

Recordings for CD or paid-for audio download:




CASE STUDY

Over the last year, the Philharmonia Orchestra created a series of in-depth documentaries to coincide with the Lutoslawski Centenary and began the process of re-releasing earlier films in High Definition.

These videos were embedded on the Philharmonia's new website and promoted via social media and on YouTube and Vimeo. The videos were closely linked with other content on the Philharmonia's website and led to increased engagement with the orchestra's activities.

SOURCES OF INCOME

Earned income has fallen slightly since 2009/10, and income from Arts Councils, government and local authorities has also fallen. While contributed income has grown by 44% over this period and now represents nearly a fifth of orchestras' overall funding, around two-fifths of this is restricted to be spent on specific projects, such as education and building projects. Earned income continues to make up nearly half of orchestras' funding.



Arts Councils/government funding



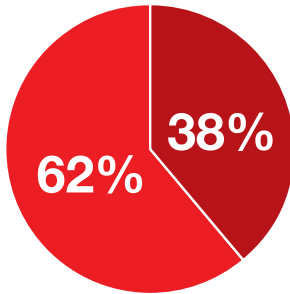
Local Authority funding



Contributed income
(+44% vs 2009/10)

Of that contributed income*:

62% is free for orchestras to spend on artistic excellence.



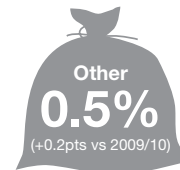
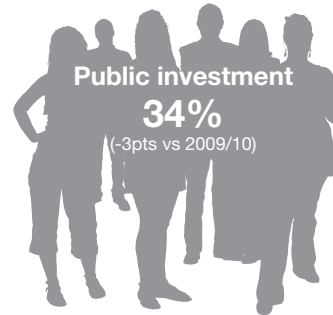
38% is restricted to be spent on specific projects, particularly education, touring and building new facilities for the orchestra.



This means, around £9.4m of orchestras' £24.8m contributed income is restricted to be spent on particular projects and cannot be used to substitute directly for the fall in public investment.

** Based on a sub-sample of orchestras that receive 68% of total contributed income.*

Proportion of total income



BRITAIN'S ORCHESTRAS
ORCHESTRAS IN 2013
S IN 2013 THE STATE OF
OF BRITAIN'S ORCHESTRAS
TATE OF BRITAIN'S ORCHESTRAS
IN'S ORCHESTRAS IN 2013
ORCHESTRAS IN 2013
2013
BRITAIN'S ORCHESTRAS

For more information, or to join our mailing list, please contact:
Keith Motson: keith@abo.org.uk
020 7557 6770
Design and research by DHA.

ASSOCIATION OF **BRITISH** ORCHESTRAS

ABO